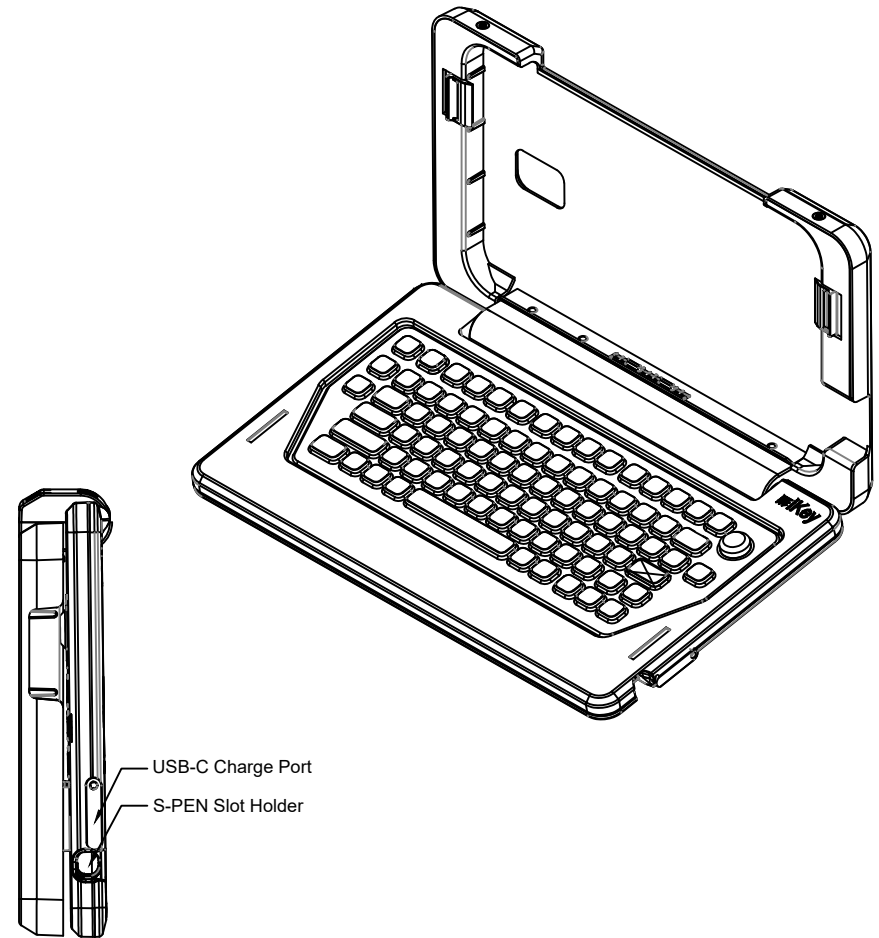
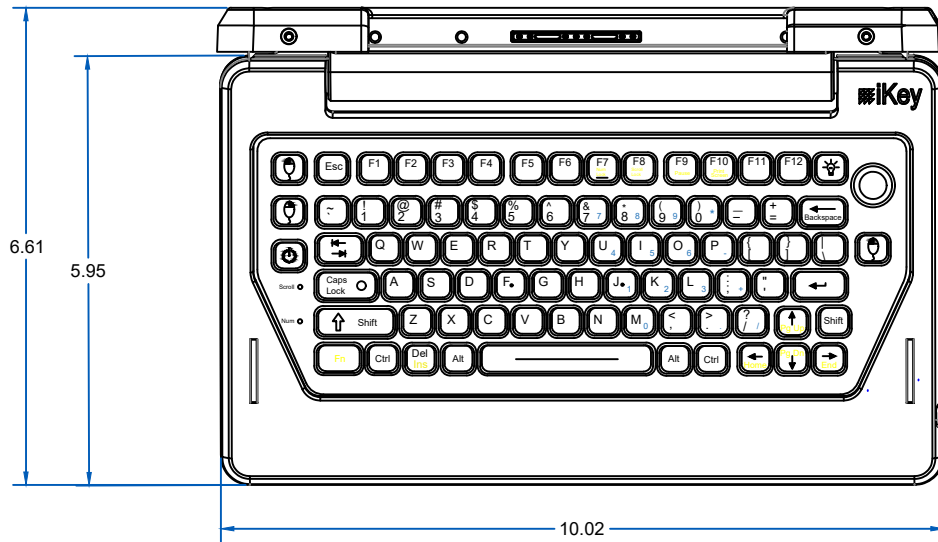


IK-SAM-AT

DATE	CHANGES	INTL.	REV.
01.15.19	ORIGINAL	ALH	1.0



KEY SWITCH

MATERIAL: Industrial Silicone Rubber
 LIFE: Greater Than 10 Million Cycles
 TRAVEL: 0.055 in.
 ACTUATION FORCE: 4.76 oz. +/- 1.06oz (135g +/- 30g)
 FEEDBACK: Tactile with Mechanical Snap

POWER

235mA @ 5V (from Tablet port)

TEMPERATURE RANGE

STORAGE: -40°F to +145°F (-40°C to +63°C)
 OPERATING: -60°F to +160°F (-51°C to +71°C)

HUMIDITY

100% Humidity Resistant

VIBRATION

POWER SPECTRAL DENSITY: .04g²/HZ
 FREQUENCY RANGE: 20Hz-2Khz
 DURATION OF TEST PER AXIS: 3 hours

SHOCK

3 X 11 ms pulses of 50g on each of 3 axis

WEIGHT

1.5 lbs +/- 0.10 lbs (0.68 kg +/- 0.05 kg)

PROPRIETARY AND CONFIDENTIAL



iKey, Ltd.
 2621 Ridgpoint Dr. Suite 235
 Austin, Texas 78754

©2018 iKey, Ltd.

Voice: (512) 837-0283
 Fax: (512) 927-8530

Part Number: IK-SAM-AT

Drawing Title: IK-SAM-AT-MKT

Drawing Number: MKT0511

Revision: 1.0

Sheet: 1 OF 2

Date: 01.15.19

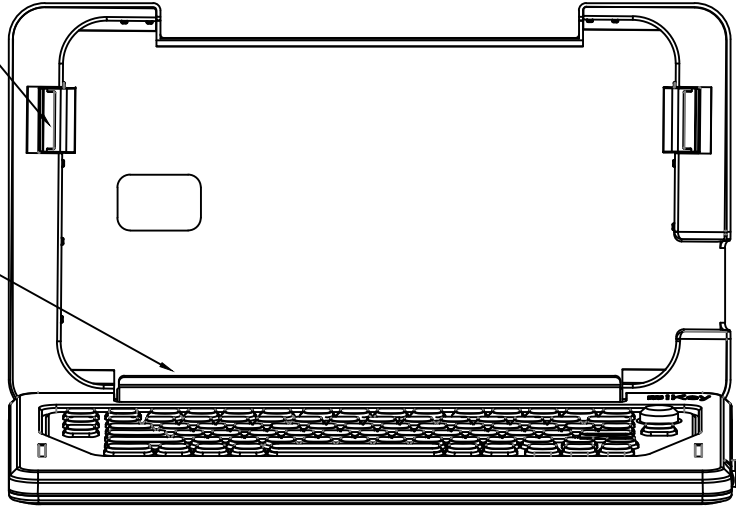
ALH

Dock and Undock Operation

Docking

Step 2: Push Galaxy Tab Active 2 back until Slide Latches move and allow tablet to seat. Slide Latches should automatically snap back into place and firmly hold tablet.

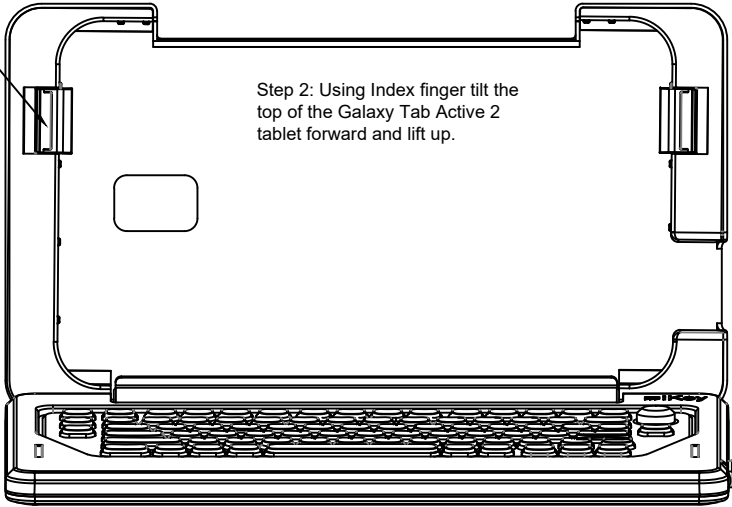
Step 1: First Insert bottom of Galaxy Tab Active 2 into dock.



Undocking

Step 1: Using both thumbs slide each Slide Latch back.

Step 2: Using Index finger tilt the top of the Galaxy Tab Active 2 tablet forward and lift up.



PROPRIETARY AND CONFIDENTIAL



iKey, Ltd.
2621 Ridgepoint Dr. Suite 235
Austin, Texas 78754

©2018 iKey, Ltd.
Voice: (512) 837-0283
Fax: (512) 927-8530

Part Number: IK-SAM-AT
Drawing Title: IK-SAM-AT-MKT

Drawing Number: MKT0511
Revision: 1.0

Sheet: 2 OF 2
Date: 01.15.19
ALH